






**KATE LEARNS
TO TIE
HER SHOELACES**


FIRST WAY
Two squirrel ears






1. Make a basic knot.




2. Make squirrels ears.




3. Cross the ears.





4. Draw one ear around the other.



5. Pull.



6. Tighten.




This is
Kate. She's
a clever kid
and can
do all kinds
of things.



But she's
not very
good at
tying
shoelaces.






KATE LEARNS to Tie Her Shoelaces



Instructions
how to tie
INSIDE

Text: Oldřich Růžička

Illustrations: Alexandra Hetmerová



© B4U Publishing s.r.o., 2014

Designed by B4U Publishing, s.r.o.

www.b4upublishing.com